






Workstream	Measure	Date	Bradford	England	Trend	
Overarching	Has the CCG developed and published a local transformation plan which has been assured, includes baseline data and is this plan updated and republished annually?	Oct-17	N			
	Are the Children and Young People's Eating Disorder Team commissioned by the CCG providing a service in line with the model recommended in the access and waiting time standard?	Oct-17	Y			
	Are the Children and Young People's Eating Disorder Team commissioned by the CCG part of the relevant quality assurance network?	Oct-17	Y			
	Does the CCG have collaborative commissioning plans in place with NHS England for tier 3 and tier 4 CAMHS?	Oct-17	N			
	Has the CCG published joint agency workforce plans detailing how they will build capacity and capability including implementation of Children and Young People's Improving Access to Psychological Therapies programmes (CYP IAPT) transformation objectives?	Oct-17	N			
	CCG spend of additional funding for CYP MH (Q1 1718 actual minus planned)	q1 2017/18		-£14,941		
	Percentage of children and young people aged 0-18 with a diagnosable mental health condition who are receiving treatment from NHS funded community services (estimate)	q4 2016/17	13.2%	28%		
	Recovery metric to be developed pending introduction of national requirement					
	Hospital admissions as a result of self-harm (directly standardised rate per 100,000 population aged 10-24) (CBMDC)	2015/16	459.4	430.5		
	School readiness - % achieving a good level of development at the end of reception (CBMDC)	2015/16	66.2%	69.3%		
CYP1.0	Schools Liaison and Prevention	Referrals from school staff to specialist CAMHS as a percentage of school staff contacts with an emotional wellbeing component				
		School absence: PHOF1.03 % of half days missed by pupils due to overall absence (incl. authorised and unauthorised absence): state funded primary and secondary (including maintained primary and secondary schools and city technology colleges and academies) and special schools (CBMDC)	2015/16	4.95%	4.57%	
		Rate of children in need during the year, per 10,000 aged <18 (CBMDC)	2014/15	621	674	
		Rate of 16-18 year olds not in education, employment or training (CBMDC)	2015	3.5%	4.2%	
CYP2.0	Single Point of Access	To be determined				
CYP3.0	First response: crisis care	First response clients aged under 19 receiving assessment within 4 hours as a proportion of referrals for people aged under 19				

Smith Anna:  
Needs HWB approval

Workstream	Measure	Date	Bradford	England	Trend
	Inpatient admission rate for mental health disorders per 100,000 population aged 0-17 years (CBMDC)	2015/16	65.0	85.9	
	Total CYP in adult in-patient wards				
	Suicide crude rate 15-34 years per 100,000 (5 year average) (Male) (CBMDC)	2011-15	9.2	10.5	
	Suicide crude rate 10-34 years per 100,000 (5 year average) (Female) (CBMDC)	2011-15	2.7	2.9	
CYP4.0	Community based Eating Disorder service	Percentage of clients (routine) who start treatment within 4 weeks from first contact with a designated healthcare professional (all providers)	Q2 2016-17	42.9%	
		Percentage of clients (urgent) who start treatment within 1 week from first contact with a designated healthcare professional (all providers)	Q2 2016-17	100.0%	
		Service provides NICE-concordant care (y/n) (all providers)	Oct-17	NK	
		Recovery metric to be determined			
CYP5.0	Vulnerable Groups	Average difficulties score for all looked after children aged 5-16 who have been in care for at least 12 months on 31 March (PHOF 2.08i) (CBMDC)	2015/16	12.7	14
CYP6.0	Transparency and accountability	MHSDS NHS number percentage completeness (BDCFT)	Jul-17	100%	99%
		Ethnic Category Code percentage completeness (BDCFT)	Jul-17	87%	82%
		CCGs Source of referral for mental health percentage completeness			
		Programme governance structures are in place and evidenced by (1) Terms of Reference and (2) Minutes	Oct-17	Y	
		Number of complaints (upheld?) to children's mental health services			
CYP7.0	Workforce	Schools, colleges and academies where a member of staff has completed training in [tbd] as a percentage of all schools, colleges and academies			

**Smith Anna:**  
Rate for Yorkshire and Humber region